




**Resource Base 1 Spring 1 week 1**

	Day 1 Activity	Day 2 Activity	Day 3 Activity	Day 4 Activity	Day 5 Activity
Movement	Join in with PE from the Q1E website (click the link) <a href="#">PE videos</a>				
Reading	Make sure you have some quiet time for daily reading.				
	Children to watch/ read (click the link) <a href="#">Harry and the bucketful of dinosaurs.</a>				
Phonics	Refer to login details (phonics bug). Practise phrase 2 and 3 sounds. (15 minutes a day)				
Writing	Using the pictures below (scroll down). Write a full sentence using the following key information, who, what, doing, adjective and where.				
Spelling Do this every day.	Practise reading and spelling these high frequency words: <a href="#">from, and, was, you, said, for, they, on.</a> Say the letter names, have a look, cover up the word and have a go at spelling it correctly.				
Maths	This week the focus is on time.	<ul style="list-style-type: none"> <li>Ordering the days of the week</li> <li>Ordering the months of the year</li> <li>Ordering the four seasons</li> <li>Practicing telling the time to the hour</li> <li>Practise drawing the hands onto a clock o the hour</li> </ul> <p><b>*Make a voice recording of the days, months or seasons in order on seesaw.</b></p>			
Other	<p><u>Speech and Language:</u> Children to work on SALT targets. (See speech targets previously provided by Ms Charlotte).</p>	<p><u>Attention and listening:</u> Listen to some of your teachers or teachers in the Q1E trust reading stories <a href="#">Listen to a story</a></p>	<p><u>Home help:</u> Help an adult to Hoover your bedroom?  Remember to think about directional and positional language Forward, backwards, left, right, around, under, underneath, next to</p>  <p><b>*Take pictures and upload to seesaw.</b></p>	<p><u>Attention and sharing:</u> Play a board game with a family member (I've been playing monopoly)</p>  <p><b>*Take pictures and upload to seesaw.</b></p>	<p><u>Forest school:</u></p>  <p>Find a safe space (garden or on a walk) to collect nature and use it to make a Spring collage. Remember to keep 2 meters distance and stay safe. <b>*Take pictures and upload to seesaw</b></p>

**Monday**




**Tuesday**



**Wednesday**



**Thursday**



**Friday**



Using the pictures and your sentences – retell the story to someone in your family.