



Resource Base 1 Spring 1 week 2

	Day 1 Activity	Day 2 Activity	Day 3 Activity	Day 4 Activity	Day 5 Activity
Movement	Join in with PE from the Q1E website (click the link) PE videos				
Reading	Make sure you have some quiet time for daily reading.				
	Children to watch/ read (click the link) Harry and the bucketful of dinosaurs.				
Phonics	Refer to login details (phonics bug). Practise phrase 2 and 3 sounds. (15 minutes a day)				
Writing	Using the pictures below (scroll down). Write a full sentence using the following key information, who, what, doing, adjective and where.				
Spelling Do this every day.	Practise reading and spelling these high frequency words: She, is, For, at, his, but, that, all, but Say the letter names, have a look, cover up the word and have a go at spelling it correctly.				
Maths	Measurement: Compare and match items on their size from around the home.	Measurement: Identify and compare big/small objects from a selection of two around the home.	Measurement: Children to begin using some familiar words to compare size -long/short -big/small -short/tall -large/little	Measurement: Children to collect; -shoe -remote control -spoon -tin of beans -book Children to measure these items and order them into the smallest to largest object. *Take pictures and upload to seesaw.	Measurement: Children to collect random objects from around the home. Children to arrange the objects in size order. Repeat for different objects. *Take pictures and upload to seesaw.
Other	<u>Speech and Language:</u> Children to work on SALT targets. (See speech targets previously provided by Ms Charlotte).	<u>Hand writing practise:</u> Using sensory items such as shaving foam, rice, ketchup or flour children to practice writing CVC and high frequency words. (see below	<u>Home independence:</u> Sorting in the kitchen – sort items into categories e.g plates, forks, spoons and knives. Organise crockery and cutlery. Where do they belong in your kitchen? What goes in the drawer and what goes in the cupboard? *Take pictures and upload to seesaw.	<u>Fine motor skills:</u> Children to create an image of a family member using their fine motor skills.  *Take pictures and upload to seesaw.	<u>Cooking:</u> Prepare a sandwich for lunch using as many colours as possible. *Take pictures and upload to seesaw


*Take pictures and upload to seesaw.





Monday



Tuesday



Wednesday



Using the pictures and your sentences – retell the story to someone in your family.