


Resource Base 1 Spring 1 Week 4

	Day 1 Activity	Day 2 Activity	Day 3 Activity	Day 4 Activity	Day 5 Activity
Movement	Join in with PE from the Q1E website (click the link) PE videos				
Reading	Make sure you have some quiet time for daily reading.				
	Children to watch/ read (click the link) A squash and a squeeze.				
Phonics	Refer to login details (phonics bug). Practise phrase 2 and 3 sounds. (15 minutes a day). You can find additional Phonics resources by clicking on the following links: https://www.lettersandsounds.org.uk/for-home/year-1 https://www.phonicsplay.co.uk/resources				
Writing	Using the pictures below (scroll down). Write a full sentence using the following key information, who , what , doing , adjective and where .				
Spelling Do this every day.	Practise reading and spelling the first 100 high frequency words. (Scroll down) Say the letter names, have a look, cover up the word and have a go at spelling it correctly.				
Maths	Subtraction: Children to complete subtraction sums using objects to support learning. 14- 6= 10- 2= 8- 7= 20-2= 18- 7= 8- 8= 5- 3= 16- 5= 7- 1= 11-8= 13- 4= 16- 2= *Take pictures and upload to seesaw.	Subtraction: Children to complete subtraction sums using objects to support learning. 9-3= 13- 8= 7-3= 21-0= 8- 5= 9-3= 15-5= 5-5= 17-1= 10-8= 9-4= 16-2=	Subtraction: Children to complete subtraction sums using objects to support learning. 12-3= 20-10= 11-7= 10-8= 4-1= 19-9= 8-3= 15-9= 18-6= 17- 1= 10-5= 18-11= *Take pictures and upload to seesaw.	Subtraction: Children to complete subtraction sums using objects to support learning. 20-11= 13-4= 16-9= 11-6= 14-7= 19-8= 10-9= 4-1= 15-5= 12-6= 6-4= 13-10=	Subtraction: Children to complete subtraction sums using objects to support learning. 17- 6= 11- 4= 9 + 7= 20- 0= 16-2= 10+ 8= 18 _ = 16 8 - _ = 5 8 - _ = 1 12 + _ = 7 *Take pictures and upload to seesaw.
Topic/other	Science: Think about what you and your friends eat and throw away. Children to write a list of things we eat. Children to sort pictures into two groups, rubbish/things that cannot go in the rubbish bin.	History: Has London always looked the same? Look through the pictures of London over the years. Can you make a table to record	Forest school (top playground): Children to explore the surrounding area. 	Hand writing practise: Practice handwriting: The letters of the alphabet numbers 0-100 *Take pictures and upload to seesaw.	Cooking: Prepare a fruit salad. Children to sequence each of the steps.



Monday



Tuesday



Wednesday



Well, the hen laid an egg on the fireside rug,



And flapped round the room knocking over the jug.

Using the pictures and your sentences – retell the story to someone in your family.

Remember to share your work on Seesaw so I can mark and respond to your learning.

The first 100 high frequency words.

the	that	not	look	put
and	with	then	don't	could
a	all	were	come	house
to	we	go	will	old
said	can	little	into	too
in	are	as	back	by
he	up	no	from	day
I	had	mum	children	made
of	my	one	him	time
it	her	them	Mr	I'm
was	what	do	get	if
you	there	me	just	help
they	out	down	now	Mrs
on	this	dad	came	called
she	have	big	oh	here
is	went	when	about	off
for	be	it's	got	asked
at	like	see	their	saw
his	some	looked	people	make
but	so	very	your	an