



**Resource Base 1 Spring 1 week 6**


	<b>Day 1 Activity</b>	<b>Day 2 Activity</b>	<b>Day 3 Activity</b>	<b>Day 4 Activity</b>	<b>Day 5 Activity</b>
Movement	Join in with PE from the Q1E website (click the link) <a href="#">PE videos</a>				
Reading	Make sure you have some quiet time for daily reading.				
	Children to watch/ read Peace at last. <a href="https://www.altonschool.org.uk/home-learning/peace-at-last">https://www.altonschool.org.uk/home-learning/peace-at-last</a>				
Phonics	Refer to login details (phonics bug). Practise phrase 2 and 3 sounds. (15 minutes a day). You can find additional Phonics resources by clicking on the following links: <a href="https://www.lettersandsounds.org.uk/for-home/year-1">https://www.lettersandsounds.org.uk/for-home/year-1</a> <a href="https://www.phonicsplay.co.uk/resources">https://www.phonicsplay.co.uk/resources</a>				
Writing	Using the pictures below (scroll down). Write a full sentence using the following key information, <b>who</b> , <b>what</b> , <b>doing</b> , <b>adjective</b> and <b>where</b> .				
Spelling Do this every day.	Practise reading and spelling the first 100 high frequency words and CVC words. (Scroll down) Say the letter names, have a look, cover up the word and have a go at spelling it correctly.				
Maths	<p><b>One less:</b> Children to identify one less from a given number up to 20. Children can use a number line to support learning.</p> <p>One less than 3 is = One less than 16 is = One less than 18 is = One less than 2 is = One less than 11 is = One less than 8 is =</p> <p><b>*Take pictures and upload to seesaw.</b></p>	<p><b>One less:</b> Children to identify one less from a given number up to 20. Children can use a number line to support learning.</p> <p>One less than 13 is = One less than 6 is = One less than 8 is = One less than 12 is = One less than 10 is = One less than 9 is =</p>	<p><b>One less:</b> Children to identify one less from a given number up to 20. Children can use a number line to support learning.</p> <p>One less than 20 is = One less than 7 is = One less than 2 is = One less than 14 is = One less than 1 is = One less than 19 is =</p> <p><b>*Take pictures and upload to seesaw.</b></p>	<p><b>One less:</b> Children to identify one less from a given number up to 20. Children can use a number line to support learning.</p> <p>One less than 7 is = One less than 15 is = One less than 5 is = One less than 16 is = One less than 8 is = One less than 3 is =</p>	<p><b>One less:</b> Children to identify one less from a given number up to 20. Children can use a number line to support learning.</p> <p>One less than 13 is = One less than 6 is = One less than 8 is = One less than 12 is = One less than 10 is = One less than 9 is =</p> <p><b>*Take pictures and upload to seesaw.</b></p>

<p>Topic/other</p>	<p>Science: Design a poster to explain everything you've learned about reducing, reusing and recycling. Decide where the poster should go, to remind us about what to do with rubbish.</p> <p>Include pictures and sentences to explain your ideas.</p> <p><b>*Take pictures and upload to seesaw.</b></p>	<p>Music: This week we are going to be learning more about rhythm. Today, we are going to have a go at improvising our own rhythms! <a href="https://classroom.thenational.academy/lessons/improvising-rhythms-65gkge">https://classroom.thenational.academy/lessons/improvising-rhythms-65gkge</a> Join in with the songs and have a go at improvising your own rhythm.</p>	<p><u>Forest school</u> Children to explore the surrounding area.</p> 	<p><u>Cooking:</u> Children to follow simple instructions to make tea for Mummy Bear.</p> <p>Children to sequence each of the steps using visuals to support learning.</p>	<p><u>Hand writing practise:</u> Practice handwriting using shaving foam, rice, lentils or sand. The letters of the alphabet numbers 0-100</p> <p><b>*Take pictures and upload to seesaw.</b></p>
--------------------	--	--	---	--	---



Monday



Tuesday



Wednesday



Using the pictures and your sentences – retell the story to someone in your family.

Remember to share your work on Seesaw so I can mark and respond to your learning.

The first 100 high frequency words.  
CVC words.

the	that	not	look	put
and	with	then	don't	could
a	all	were	come	house
to	we	go	will	old
said	can	little	into	too
in	are	as	back	by
he	up	no	from	day
I	had	mum	children	made
of	my	one	him	time
it	her	them	Mr	I'm
was	what	do	get	if
you	there	me	just	help
they	out	down	now	Mrs
on	this	dad	came	called
she	have	big	oh	here
is	went	when	about	off
for	be	it's	got	asked
at	like	see	their	saw
his	some	looked	people	make
but	so	very	your	an

## short 'a' words

bad can dag ham jam mad nag pat sad tad wag  
bag car dam hat lad man nap rag sag tag van  
ban cat fad jab lag map pad ram sap tan gas  
bat dab fan jam lam mat pan ran sat tap  
cab dad fat lab lass nab pass rat tab wad

## short 'e' words

bed bet jet less men net pet set wed vet  
beg fell led let mess peg red ten well  
bell get leg keg met pen sell tell wet

## short 'i' words

bid bit din fin him mill nib rib rip tip tin  
big dib fib fit hip miss pig riff sip wig wit  
bin dim fig gig hiss mitt pit rig sit win vim  
hit lit lip

## short 'o' words

boss cog dob dot gob hob lob loss mod not rot  
cob con dog fob god hog log lot mop pot sob  
cod cot don fog got hot lop mob nod rob sog  
sop tom top toss

## short 'u' words

bud cud cut hub hut mutt pug rub gum sud tub  
bug cull dub hug lug nub pun rug gut sum tug  
bun cup dug hum mug pub putt run sun tum